



Female Urinary Catheter in Hospital

Information for patients



© The Leeds Teaching Hospitals NHS Trust • 1st edition Ver 1.0
Developed by: Alison Conyers • Lead Professional, Learning Disabilities and
Autism. All images / Resources Copyright © LYPFT easyonthei
Produced by: Medical Illustration Services • MID code: 20200420_009/DG

LN004812
Publication date
04/2020
Review date
04/2023

easy read



This booklet uses easy words and pictures.

You might want to ask someone to help you read it.

hospital



Medical staff might want you to have a catheter when in hospital.

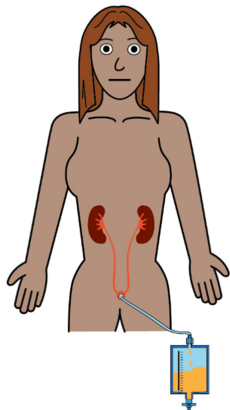


This will be because you are poorly.

Catheters help you wee into a bag.

Nurses can then check your wee to see if its healthy.


catheter



This is a catheter.

The bag at the bottom is where your wee will go.

A tube will go inside where your wee comes from.



This will feel uncomfortable while its positioned.



Don't pull the tubes, it will hurt if you pull them.


feeling better



nurse



**talk to your
nurse**




When you are feeling better the doctor will remove the catheter.


Your nurse will help you look after the catheter while you are poorly.

You can talk to your nurse about the catheter.

For more information please go to

[www.necdnetwork.co.uk/
work-programmes/health-inequalities/maternity/](http://www.necdnetwork.co.uk/work-programmes/health-inequalities/maternity/)

 @necdnetwork

 england.learningdisabilitynetwork@nhs.net

Easy Read



This leaflet has been co-developed by Leeds Teaching Hospitals NHS Trusts which has kindly been shared so it can adopted by the North East & North Cumbria.